



























2004 Presidential General Election Results

Note: The Google advertisement links below may advocate political positions that this site does not endorse.

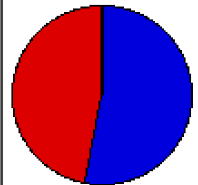
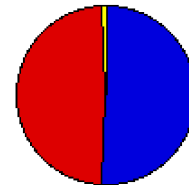
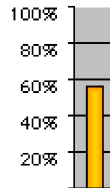
	Presidential Candidate	Vice Presidential Candidate	Political Party	Popular Vote		Electoral Vote	
	George W. Bush	Richard Cheney	Republican	62,039,572	50.73%	286	53.2%
	John Kerry	John Edwards	Democratic	59,027,115	48.26%	251	46.7%
	Ralph Nader	Peter Camejo	Independent	465,642	0.38%	0	0.0%
	Michael Badnarik	Richard Campagna	Libertarian	397,265	0.32%	0	0.0%
	Michael Peroutka	Charles Baldwin	Constitution	144,650	0.12%	0	0.0%
	David Cobb	Pat LaMarche	Green	119,910	0.10%	0	0.0%
	Write-ins	-	-	46,792	0.04%	0	0.0%
	Leonard Peltier	Janice Jordan	Peace & Freedom	27,607	0.02%	0	0.0%
	Walt Brown	Mary Alice Herbert	Socialist	10,822	0.01%	0	0.0%
	Róger Calero	Arrin Hawkins	Socialist Workers	10,798	0.01%	0	0.0%
	None of these Candidates	-	-	3,689	0.00%	0	0.0%
	Thomas Harens	Jennifer Ryan	Christian Freedom	2,387	0.00%	0	0.0%
	Gene Amondson	Leroy Pletten	Concerns of People	1,944	0.00%	0	0.0%
	Bill Van Auken	Jim Lawrence	Socialist Equality	1,859	0.00%	0	0.0%
	John Parker	Teresa Gutierrez	Workers World	1,648	0.00%	0	0.0%
	Charles Jay	Marilyn Taylor	Personal Choice	946	0.00%	0	0.0%
	Stanford Andress	Irene Deasy	Independent	804	0.00%	0	0.0%
	Earl Dodge	Howard Lydick	Prohibition	140	0.00%	0	0.0%
	Total			122,303,590		538	



Map Key

> 40%		
> 50%		
> 60%		
> 70%	-	
> 80%		-

Turnout



Maps

[Elect Vote](#)

[Counties](#)

[%VAP M](#)

[%Reg M](#)

[2000](#)

[Home St.](#)